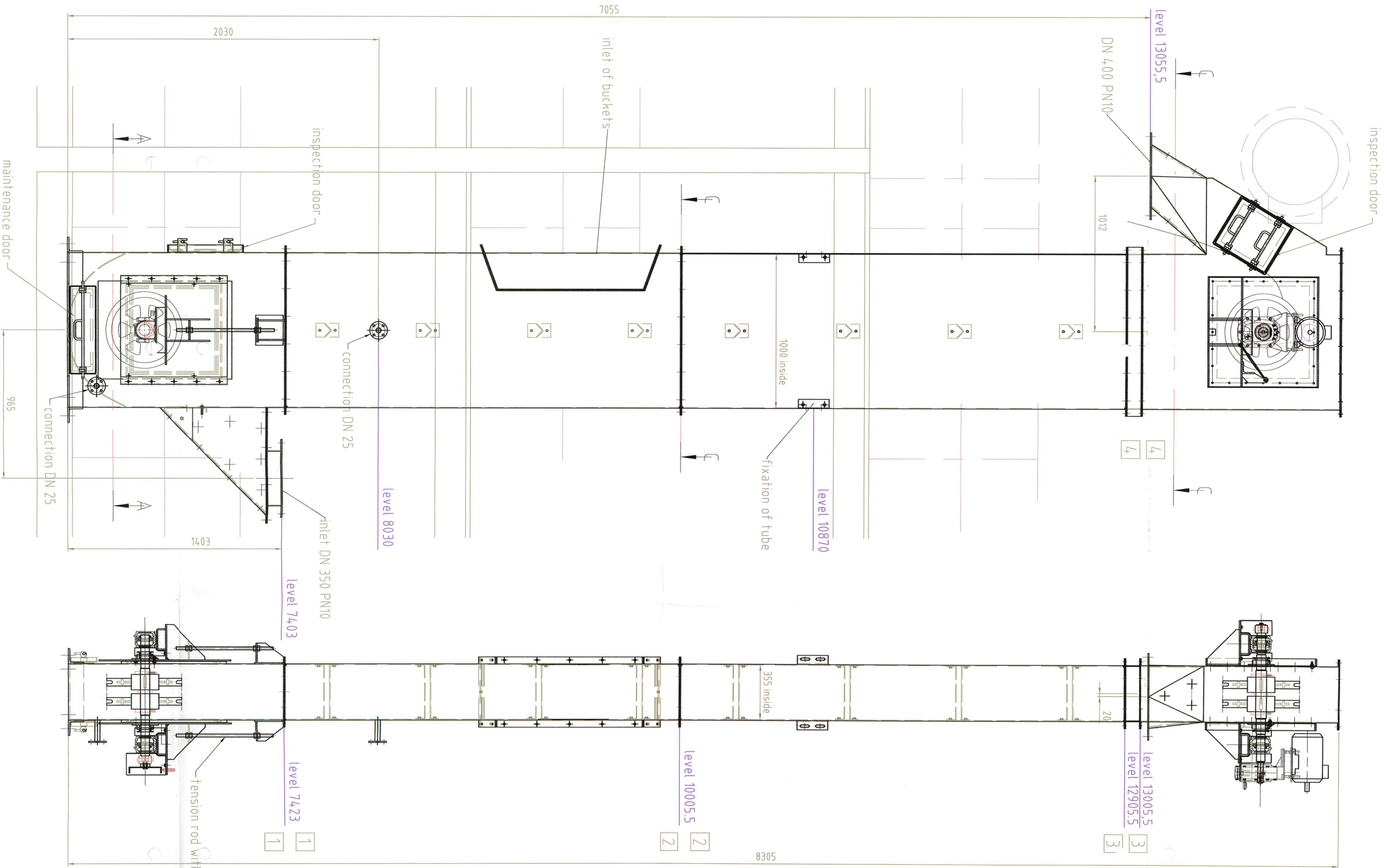
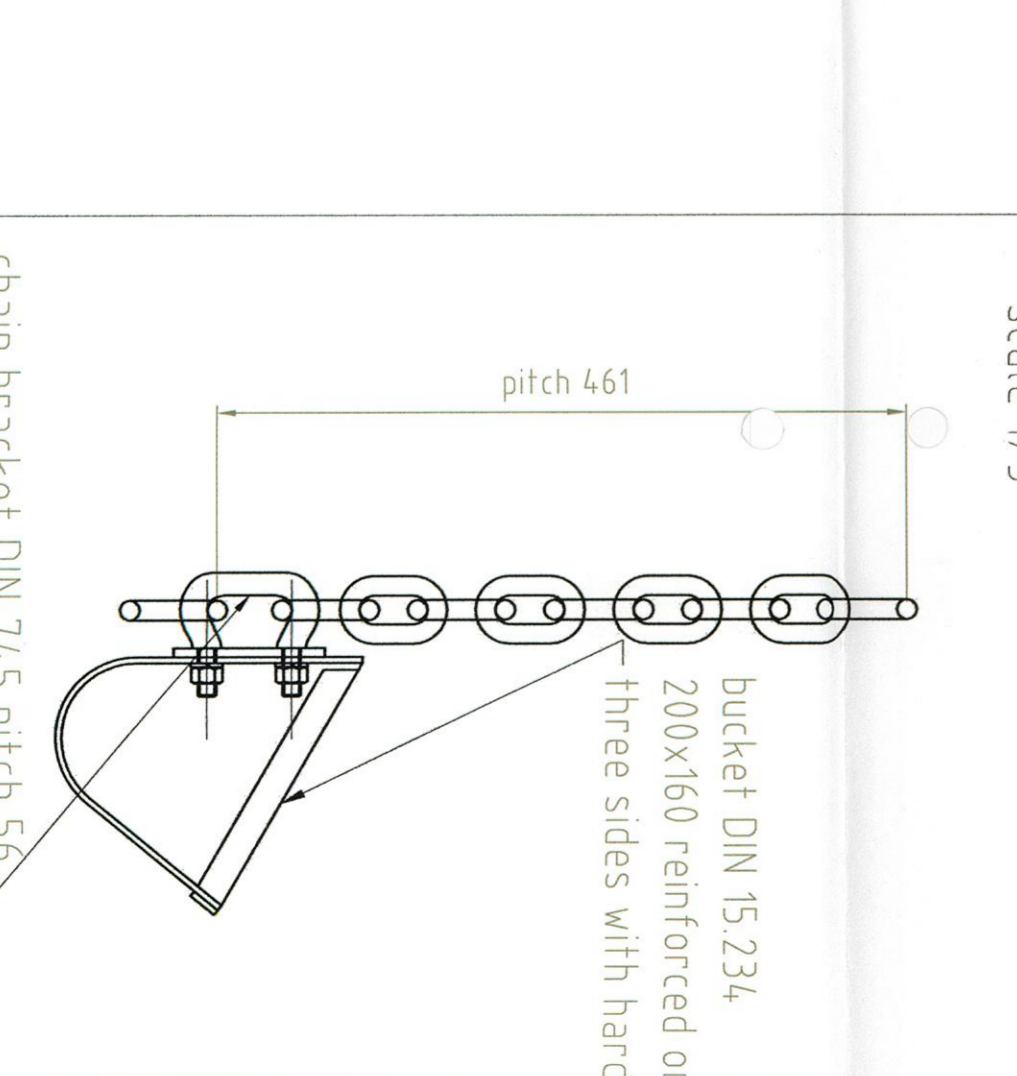
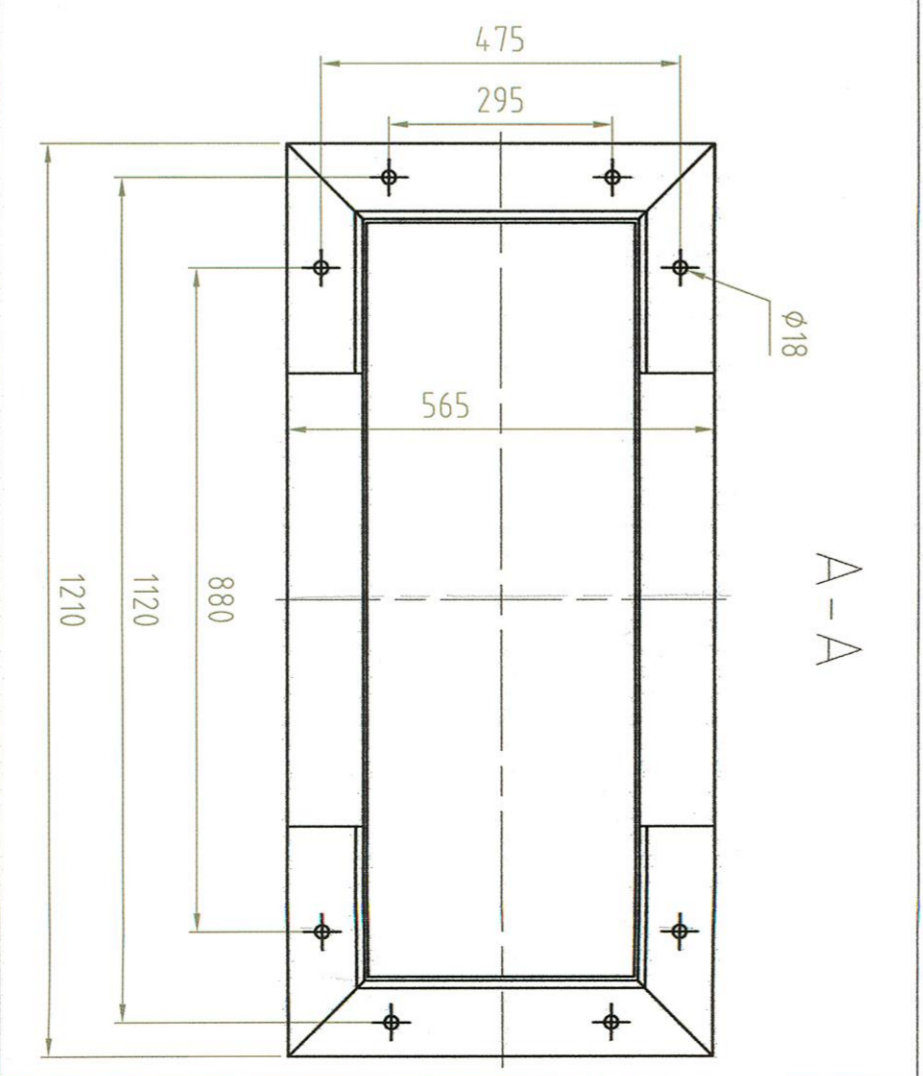
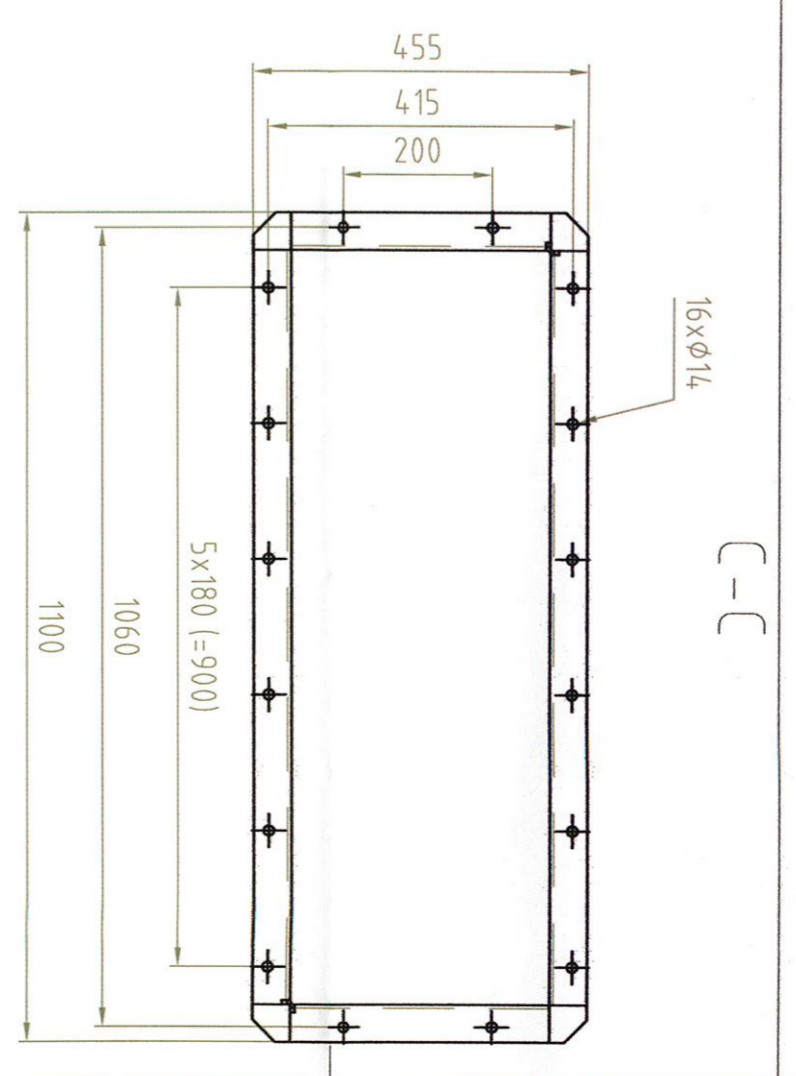


before mounting the V-belt,
check the rotation of the motor



11	drive shaft RAN6
2.1	motor Nord 100L4 - 2.2 kW - 1440 tr/min 230/400 - 50 Hz - IP 56 isol. kl. F - bouworm B3
2.2	speed reducer Benzel-Sala J12A - I=1/25 with backstop and torque arm
3.1	pulley 2SPZ STC 106 (16/10)
3.2	pulley 2SPZ STC 140 (16/10)
3.3	belt 2x SPZ endless length = 1180
4.1	bearing house SNX 512
4.2	bearing house SNX 512 2x packing DL 512
4.3	bearing house SNX 512 2x packing DL 512
4.4	2x locating ring FRA-110-10
5.1	brush holder and brushes 20x10x25
6.1	bearing house SNX 512 bearing 2212K with clamping bush H-312 2x packing DL 512
6.2	bearing house SNX 512 bearing 2212K with clamping bush H-312 1x packing DL512 1x cover Flange DK12
8.1	2x chainwheel Ø500 with replaceable segments predrilled hub Ø70 H7 and key seating
8.2	1x chain - heel Ø500 with replaceable segments predrilled hub and key seating
8.3	1x chain wheel Ø500 with replaceable segments predrilled hub and key seating
9.1	rotation control IG-3008-BPKG
10.1	brush holder and brushes 20x10x25
11.1	return shaft RAN6



all flanges have to be sealed with
the supplied BUTYRUB (3 tubes)
(and supplied pistol)

AS BUILT
DOCUMENTATION

EXECUTED
ACC. DRAWING

MOTOGROUP
 PHOTOGRAPHY 340
 BRIDGE BELIEGE
 Tel. 050 45066
 Fax. 050 45066
 TYPE: elevator
 NR : 06.170
 Nom Flow: 13,6 m³/h
 YEAR: 2006

MOTOGROUP
 THE DRAWING AND DESIGN ARE THE EXCLUSIVE PROPERTY
 OF MOTOGROUP AND MAY NOT BE COPIED, REPRODUCED,
 OR AUTHORIZED BY THE COMPANY

BIO SOLIDAIR
 SPECIAL REALIZATION FOR RESIDENTIAL USE

**ASSEMBLY ELEVATOR 94.1-BE-2-A/B/C
 FOR PROJECT 5.025**

DATE 12/05/2006
 DRAWN BY RVDM
 BORDER AI
 REVISION A B C D E
 SCALE 1/5
 DRWG. NR. 20060710_12